

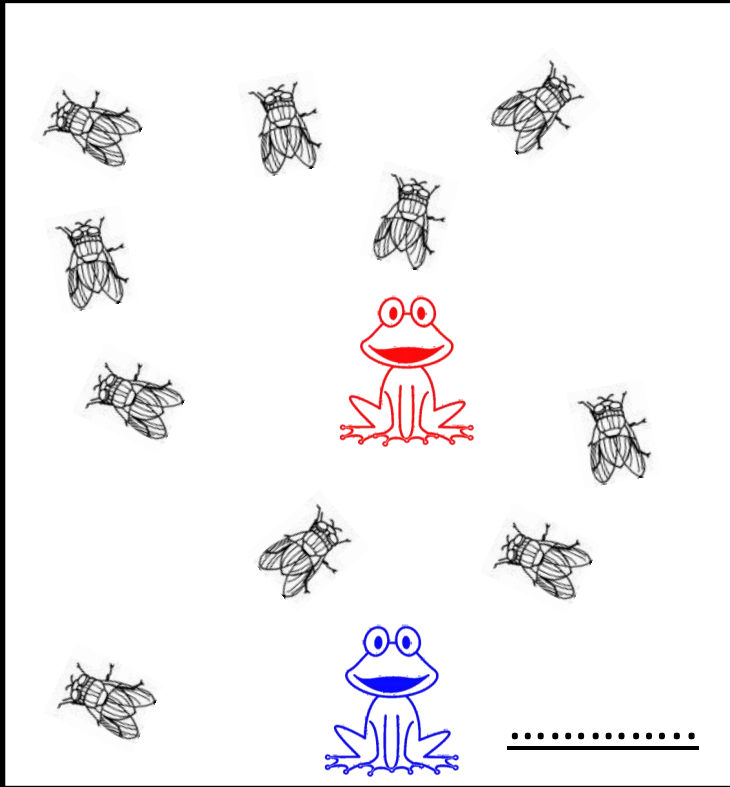





Eerlijk delen

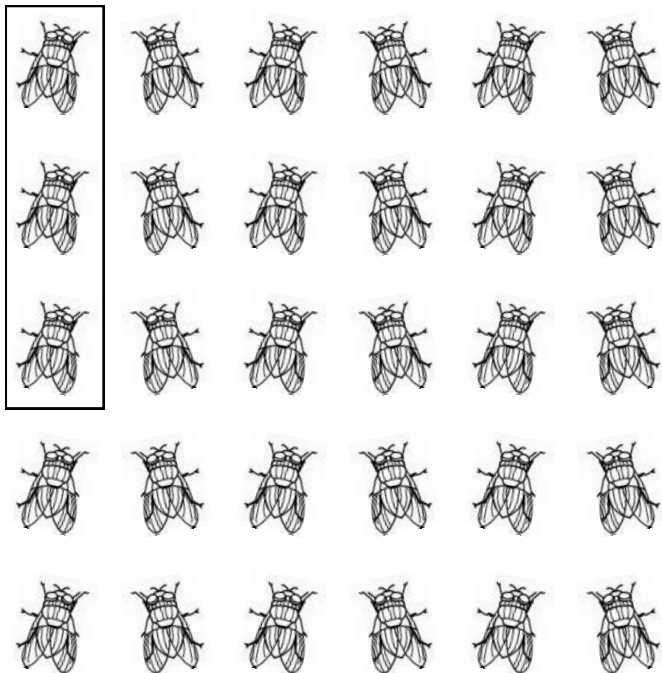
Maak groepjes van 2




Maak groepjes van 3



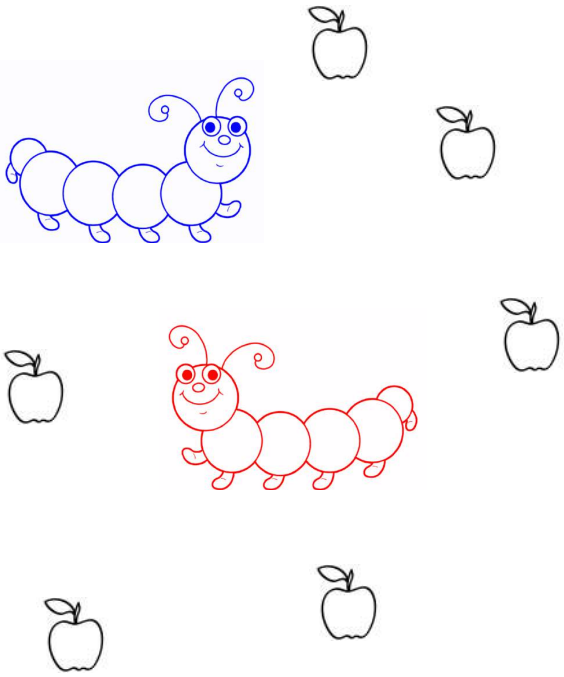

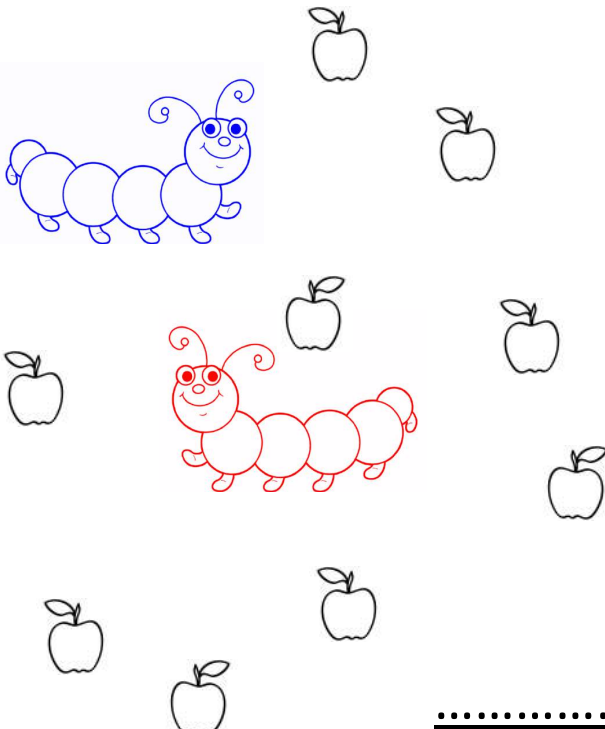

Maak groepjes van 3




Maak groepjes van 4






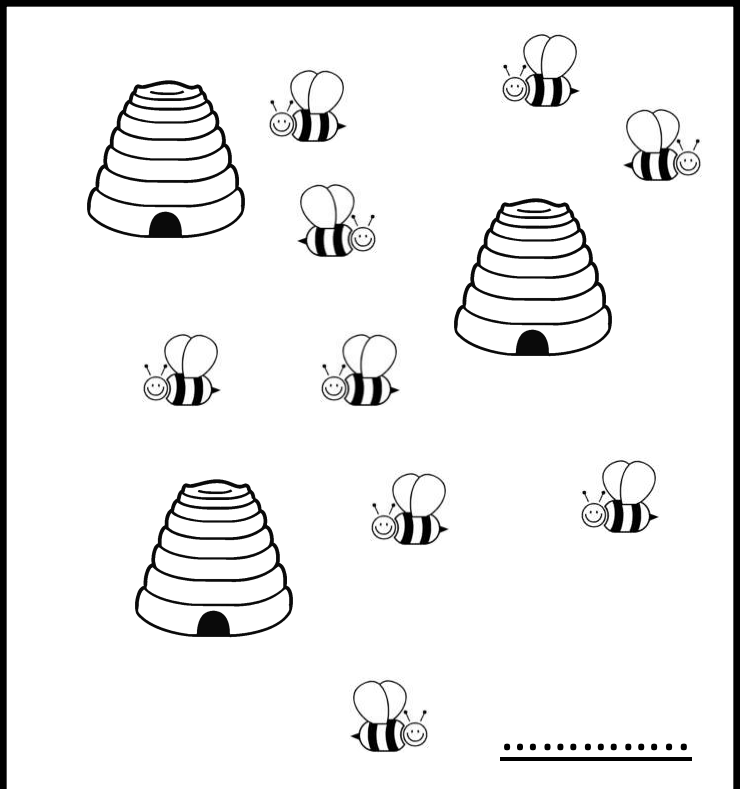
Eerlijk delen

 <p>A blue caterpillar is on a light blue background. There are 7 outline drawings of apples scattered around it. At the bottom right, there is a dotted line for counting.</p>	 <p>A green caterpillar and a red caterpillar are on a light green background. There are 12 outline drawings of apples scattered around them. At the bottom right, there is a dotted line for counting.</p>
 <p>A blue caterpillar and a red caterpillar are on a light blue background. There are 8 outline drawings of apples scattered around them. At the bottom right, there is a dotted line for counting.</p>	 <p>A blue caterpillar and a red caterpillar are on a light blue background. There are 10 outline drawings of apples scattered around them. At the bottom right, there is a dotted line for counting.</p>

Iedere rups krijgt appeltjes




Eerlijk delen





 <p>Panel 1: 3 beehives and 10 bees. A dotted line is at the bottom right.</p>	 <p>Panel 2: 3 beehives and 7 bees. A dotted line is at the bottom right.</p>
 <p>Panel 3: 4 beehives and 11 bees. A dotted line is at the bottom right.</p>	 <p>Panel 4: 4 beehives and 10 bees. A dotted line is at the bottom right.</p>



In iedere korf wonen bijtjes



Eerlijk delen

 <p>Panel 1: A square box containing 2 vases and 8 flowers. The vases are positioned at approximately (120, 200) and (380, 330). The flowers are scattered around them. At the bottom right, there is a dotted line for counting.</p>	 <p>Panel 2: A square box containing 3 vases and 7 flowers. The vases are positioned at approximately (620, 210), (880, 240), and (730, 390). The flowers are scattered around them. At the bottom right, there is a dotted line for counting.</p>
 <p>Panel 3: A square box containing 4 vases and 12 flowers. The vases are positioned at approximately (130, 580), (380, 610), (380, 740), and (180, 800). The flowers are scattered around them. At the bottom right, there is a dotted line for counting.</p>	 <p>Panel 4: A square box containing 3 vases and 9 flowers. The vases are positioned at approximately (580, 570), (830, 640), and (630, 780). The flowers are scattered around them. At the bottom right, there is a dotted line for counting.</p>

In elke vaas komen bloemen

